




CorintCNC
WOODWORKING & PANELS



PAN 500 SERIES CATALOG

High-End Wall Panels MADE IN USA
DIRECT MANUFACTURER




PAN 501

WOOD SPECIES



PS White Oak American Walnut Birch Ash Cherry

Top Layer: Wood Veneer based on customer's requirements
Core Options: Black MDF, Regular MDF
Black layer: Paper black for balance
Finish: Stain, Clear coat or Raw



SIZES: 95" x 47" x 3/4", 118" x 47" x 3/4"



CorintCNC
WOODWORKING & PANELS


PAN 502



SIZES: 95" x 47" x 3/4", 118" x 47" x 3/4"

WOOD SPECIES

-  PS White Oak
-  American Walnut
-  Birch
-  Ash
-  Cherry



SECTION:



Top Layer: Wood Veneer based on customer's requirements
Core Options: Black MDF, Regular MDF
Black layer: Paper black for balance
Finish: Stain, Clear coat or Raw

PAN 503



SIZES: 95" x 47" x 3/4", 118" x 47" x 3/4"

WOOD SPECIES

-  PS White Oak
-  American Walnut
-  Birch
-  Ash
-  Cherry



SECTION:




Top Layer: Wood Veneer based on customer's requirements
Core Options: Black MDF, Regular MDF
Black layer: Paper black for balance
Finish: Stain, Clear coat or Raw



CorintCNC
WOODWORKING & PANELS

PAN 504

WOOD SPECIES

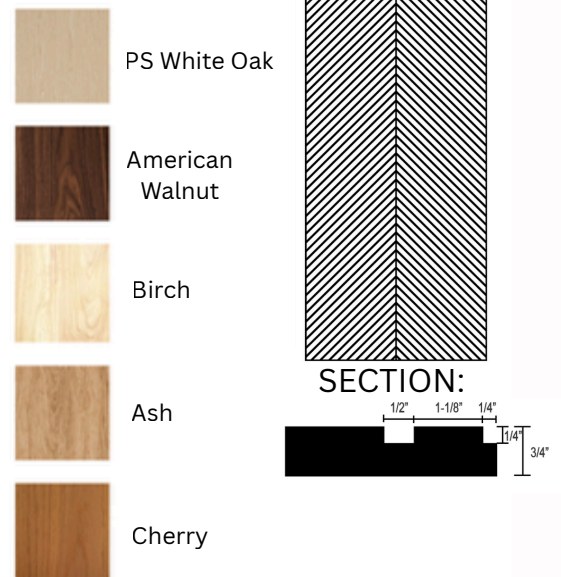


Top Layer: Wood Veneer based on customer's requirements
Core Options: Black MDF, Regular MDF
Black layer: Paper black for balance
Finish: Stain, Clear coat or Raw
SIZES: 95" x 47" x 3/4", 118" x 47" x 3/4"



PAN 505

WOOD SPECIES



Top Layer: Wood Veneer based on customer's requirements
Core Options: Black MDF, Regular MDF
Black layer: Paper black for balance
Finish: Stain, Clear coat or Raw



PAN 506



SIZES: 95" x 47" x 3/4", 118" x 47" x 3/4"

WOOD SPECIES



PS White Oak



American Walnut




Birch



Ash



Cherry



SECTION:

3/8"



Top Layer: Wood Veneer based on customer's requirements

Core Options: Black MDF, Regular MDF

Black layer: Paper black for balance

Finish: Stain, Clear coat or Raw

PAN 507



SIZES: 95" x 47" x 3/4", 118" x 47" x 3/4"



PS White Oak



American Walnut




Birch



Ash



Cherry



SECTION:

VARIES



Top Layer: Wood Veneer based on customer's requirements

Core Options: Black MDF, Regular MDF

Black layer: Paper black for balance

Finish: Stain, Clear coat or Raw



CorintCNC
WOODWORKING & PANELS

PAN 508



SIZES: 95" x 47" x 3/4", 118" x 47" x 3/4"

WOOD SPECIES



PS White Oak



American Walnut




Birch



Ash



Cherry



SECTION:



Top Layer: Wood Veneer based on customer's requirements

Core Options: Black MDF, Regular MDF

Black layer: Paper black for balance

Finish: Stain, Clear coat or Raw

PAN 509



SIZES: 95" x 47" x 3/4", 118" x 47" x 3/4"



PS White Oak



American Walnut




Birch



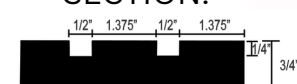
Ash



Cherry



SECTION:



Top Layer: Wood Veneer based on customer's requirements

Core Options: Black MDF, Regular MDF

Black layer: Paper black for balance

Finish: Stain, Clear coat or Raw



CorintCNC
WOODWORKING & PANELS

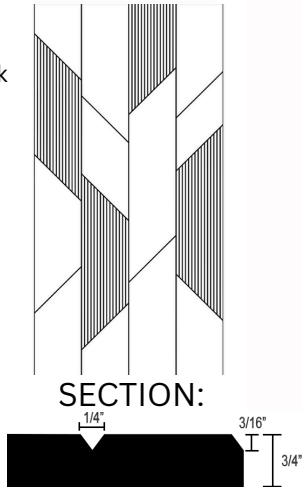
PAN 510



SIZES: 95" x 47" x 3/4", 118" x 47" x 3/4"

WOOD SPECIES

- PS White Oak
- American Walnut
- Birch
- Ash
- Cherry




Top Layer: Wood Veneer based on customer's requirements
Core Options: Black MDF, Regular MDF
Black layer: Paper black for balance
Finish: Stain, Clear coat or Raw

PAN 511



SIZES: 95" x 47" x 3/4", 118" x 47" x 3/4"

- PS White Oak
- American Walnut
- Birch
- Ash
- Cherry



Top Layer: Wood Veneer based on customer's requirements
Core Options: Black MDF, Regular MDF
Black layer: Paper black for balance
Finish: Stain, Clear coat or Raw

PAN 512



SIZES: 95" x 47" x 3/4", 118" x 47" x 3/4"

WOOD SPECIES



PS White Oak



American Walnut




Birch




Ash



Cherry



SECTION:



Top Layer: Wood Veneer based on customer's requirements

Core Options: Black MDF, Regular MDF

Black layer: Paper black for balance

Finish: Stain, Clear coat or Raw

PAN 513



SIZES: 95" x 47" x 3/4", 118" x 47" x 3/4"



PS White Oak



American Walnut




Birch



Ash



Cherry



SECTION:



Top Layer: Wood Veneer based on customer's requirements

Core Options: Black MDF, Regular MDF

Black layer: Paper black for balance

Finish: Stain, Clear coat or Raw



CorintCNC
WOODWORKING & PANELS